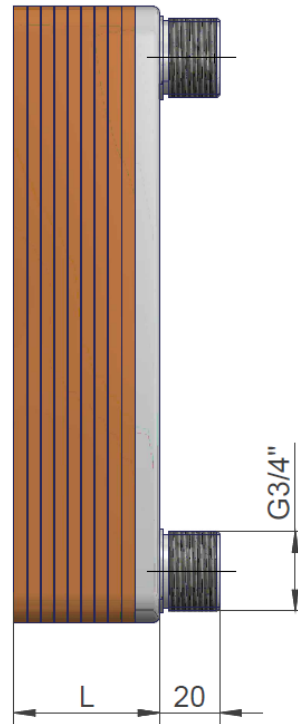
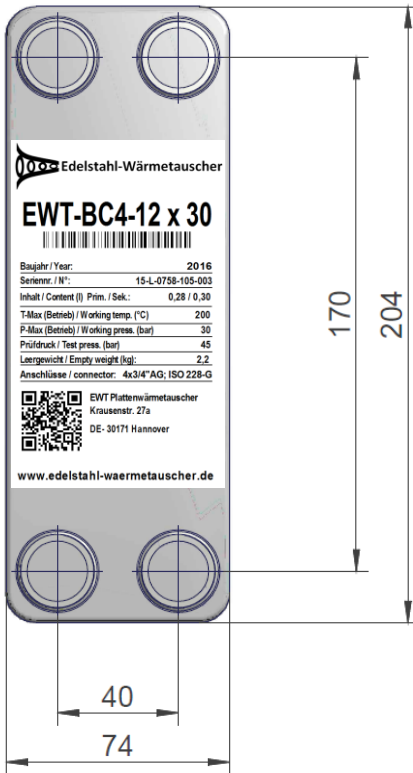


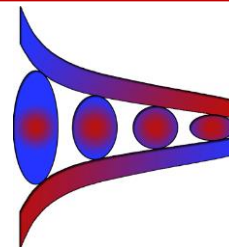
Side 1    Side 2



n Platten	L (mm)	Fläche [m <sup>2</sup> ]	Gewicht [kg]
10	30,9	0,11	1,20
14	39,2	0,17	1,40
20	52,6	0,25	1,70
24	61,5	0,31	1,90
30	74,9	0,39	2,20
34	83,8	0,44	2,40
40	97,2	0,53	2,70
44	106,1	0,58	2,90
50	119,5	0,67	3,20

Max. Druck	3,0 Mpa
Temp.	-196 °C / +200°C
Plattenmaterial	AISI 316L
Lot	99,9 % Cu

# EWT-BC4-12



**EWT Plattenwärmetauscher**

Geschäftsinhaber

Dipl. Ing. (FH) Guido Grande

Krausenstr. 27a

DE-30171 Hannover

<http://www.edelstahl-waermetauscher.de>